

A CLASSIC

# REINVENTED

---



**MARVIN**   
Windows and Doors  
Built around you.®

THE NEXT CHAPTER IN OUR STORY OF

# INNOVATION

*Introducing the Next Generation Ultimate Double Hung Window from Marvin®. A classic, reinvented. With its innovative keeperless hardware system, multi-point locking system, lockable vent mode and other performance and aesthetic-enhancing improvements, this window seamlessly combines state-of-the-art technology with Marvin's legendary craftsmanship, without sacrificing the traditional double hung look. It's our most revolutionary window yet.*



## NEXT GENERATION ULTIMATE DOUBLE HUNG



### KEEPERLESS HARDWARE SYSTEM

*An industry first. We've eliminated the upper-sash keeper in favor of a more modern, streamlined system that controls all aspects of the double hung window's operation.*

### MULTI-POINT LOCKING SYSTEM

*This revolutionary multi-point system locks directly into the jambs of the window.*

### AUTO-LOCKING SYSTEM

*The first system of its kind that automatically locks when the window is closed. An audible "click" tells you the window is locked. You'll never again forget to lock the windows.*

### VENT MODE

*This innovative feature, which you'll only find on the Next Generation Ultimate Double Hung, allows you to lock the window with four inches of clearance.*

Visit [MARVINWINDOWS.COM/DOUBLEHUNG](https://MARVINWINDOWS.COM/DOUBLEHUNG) or scan this QR code to see what makes it Marvin's most revolutionary window yet.





OVERARCHING

# VERSATILITY

*The Next Generation Ultimate Double Hung Round Top will add traditional arching and elegant lines to your home or historic preservation project. With the same innovative features and aesthetic-enhancing improvements of the Next Generation Ultimate Double Hung Window, this window offers design flexibility with numerous variations of radius shapes. Choose from multiple divided lite patterns to further enhance the arch of the window. These versatile windows can range from a large dramatic focal point to a subtle accent to a roof line to enhance your home design.*



# NEXT GENERATION ULTIMATE DOUBLE HUNG ROUND TOP

*Our Next Generation Ultimate Double Hung Round Top features a half round or an eyebrow upper sash and offers design flexibility with its numerous options in sizing, shapes, and lite patterns. Whether you choose an operable Round Top or a fixed transom to mull to an operating Double Hung, you can be assured the window will add visual interest to any room.*



## VARIATIONS

- RT6 OPERATING DOUBLE HUNG** - A CLASSIC LOOK WITH A GENTLE EYEBROW RADIUS. BEAUTIFUL AS A STAND ALONE WINDOW OR AS PART OF AN ASSEMBLY. AVAILABLE IN 192 CALL NUMBER SIZES.
- RT2 TRANSOM** - THIS SIMULATED HALF CIRCLE TRANSOM WINDOW CAN BE SIZED TO STAND ALONE OR EASILY FIT ABOVE A DOUBLE HUNG WINDOW. AVAILABLE IN 12 CALL NUMBER SIZES.
- RT6 TRANSOM AND PICTURE** - THIS STATIONARY WINDOW IS AVAILABLE AS A TRANSOM OR PICTURE WINDOW. THESE WINDOWS ARE DESIGNED TO COMPLEMENT THE NEXT GENERATION ULTIMATE DOUBLE HUNG WINDOW WITH COMPLEMENTARY SIZES AND MATCHING AT SPRINGLINE. THE TRANSOM IS AVAILABLE IN 20 CALL NUMBER SIZES AND THE PICTURE IS AVAILABLE IN 55 CALL NUMBER SIZES.
- RT2 OPERATING DOUBLE HUNG** - A DRAMATIC WINDOW WITH A TRUE HALF CIRCLE ARCH. THE LOOK GIVES A BEAUTIFULLY SMOOTH TRANSITION FROM JAMB TO HEADER. BOTH OF THE SASH ARE OPERABLE. AVAILABLE IN 164 CALL NUMBER SIZES.
- RT21/22 OPERATING SINGLE HUNG** - THIS STRIKING WINDOW STYLE ADDS ELEGANT CURVE TO A TWO WIDE WINDOW ASSEMBLY. AVAILABLE IN 189 CALL NUMBER SIZES PER SHAPE.

# PERFORMANCE AND FEATURES

## THE INNOVATION BEHIND THE BEAUTY



### ALUMINUM INTER-LOCK

Eliminates unwanted drafts and improves the window's overall structural integrity.



### DURABLE EXTERIOR CLADDING

Each window is backed by a 20-year warranty against chalking or fading according to AAMA 2605.



### EASE OF OPERATION

Improved balance systems make the sash operate smoothly at all sizes. And with the Marvin exclusive auto-lock system, locking the sash is effortless.



### PG RATING AND THERMAL PERFORMANCE

As a leader in energy efficiency, most window sizes are PG50 rated. To maximize thermal performance, Tripane glass can be added without changing the aesthetics of the window.




### NARROW CHECKRAIL

Narrow checkrail of 1 15/16" provides a traditional look and feel.



### INDEPENDENT SASH OPERATION

Because each sash operates independently, either can be locked while the other is open, a feature that is unique to Marvin®.



### COMPLETE WOOD INTERIOR

For enhanced aesthetics, The Next Generation Ultimate Double Hung features a full wood interior, even in the jambs of the window.



### SHORTER SILL LINER

Shorter minimal sill liner achieves a traditional design aesthetic, while the 14-degree sill bevel offers optimal water management and supports long-term durability efforts.


# NEXT GENERATION HARDWARE SYSTEM

## TRADITIONAL WITH A MODERN TOUCH

The Next Generation Ultimate Double Hung is the first and only window that does not rely on an upper-sash keeper. In its place is the innovative keeperless hardware system, which elegantly combines the traditional double hung look with easy operation, modern convenience and added peace of mind. All aspects of the window's operation and its various modes are controlled through this revolutionary new hardware system. Proof that sometimes less is most definitely more.


### LOCK/UNLOCK

1. Slide sweep counterclockwise into the 135-degree position.
2. Both sashes can now be opened independently. The top sash, however, must be lowered before the bottom sash is raised. The bottom sash can be raised/lowered at any time.
3. To lock the window, simply slide both sashes into closed position. An audible "click" tells you the windows are locked.



### VENT MODE

1. Slide sweep counterclockwise into the 135-degree position.
2. Raise the bottom sash a few inches, and return the sweep to the locked position.
3. Continue raising the bottom sash until it stops at 4" of clearance. You will hear an audible click. To close and lock the window, simply push the bottom sash all the way down.



### TILT & WASH

1. Slide the sweep counterclockwise into the 135-degree position. Depress the button located on the top of the sweep, then continue to rotate the sweep to the 180-degree position.
2. To tilt, gently pull the top of sash from window jambs.
3. To reinstall the sash, hold down the button while simultaneously pushing the sweep into the 180-degree position. Gently replace the sash into the frame and release the button and sweep.





# RETRACTABLE SCREENS

The innovative Retractable Screen from Marvin® can be integrated with the Next Generation Double Hung Window. A factory-installed screen that easily retracts out of sight is an attractive alternative to stationary external screens. The narrow profile pull-bar and narrow head-box don't interfere with daylight openings, and screen guides conceal the screen edges.

Like an airplane shade, the Retractable Screen provides smooth, quiet operation. Best operated with hands on either end of the pull bar, the screen can be drawn to rest at one of two stopping points. The resulting seal at either the sill or at the checkrail lets the breeze in while keeping insects out.

The screen is released from its set position with a click of the latch on the pull bar.



## SPECIFICATIONS

WITHSTANDS **15 MPH WIND**

**NARROW PULL-BAR PROFILE:** 1 1/2" x 11/16"

**SCREEN MESH** IS STIFFENED HIGH TRANSPARENCY


**SCREEN REVERTS BACK INTO TRACK** UPON OPENING AND CLOSING IF DISLODGED

**LATCH COLORS:** BLACK, WHITE, BEIGE


**INTERIOR FINISHES** AVAILABLE TO MATCH WINDOW

4 9/16" MINIMUM **JAMB DEPTH**

BOTH RETRACTABLE SCREEN AND SHADES CAN BE INTEGRATED INTO THE SAME NEXT GENERATION DOUBLE HUNG WINDOW WITH MINIMUM 6 9/16" JAMB DEPTH



FULLY RETRACTED SCREEN CONCEALED IN CASE AT HEADER



SCREEN HALF CLOSED

# INTERIOR SHADES

Marvin® offers fully integrated interior shades for the new Next Generation Ultimate Double Hung. Practical yet graceful, these shades provide precise fit, smooth usability without cords or pulleys, and no edge gaps for light to bleed through. The top down/bottom up shades let you choose the amount of daylight or privacy, exactly how you want it. Adding the beauty of shades to Marvin's newest window is easy – no need for additional shopping or for stressful measurements for installation.



## FEATURES



WITH STACK COVER OPTION



WITHOUT STACK COVER OPTION

**INTEGRATES SEAMLESSLY** WITH WINDOWS AND DOORS

**DOES NOT PROTRUDE** INTO THE LIVING SPACE OR INTERFERE WITH HARDWARE

**LOOKS LIKE PART OF THE WINDOW OR DOOR** AND CAN BE MATCHED TO MARVIN INTERIOR FINISHES

**AVAILABLE WITH A MATCHING STACK COVER OPTION** TO HIDE SHADES WHEN NOT IN USE

**NO VISIBLE CORDS** OR PULLEYS

**PRECISION FIT**, VIRTUALLY ELIMINATING GAPS AND LIGHT BLEED

**EASY INSTALLATION**, NO NEED TO MEASURE

AVAILABLE IN **15 ON-TREND COLORS**

**AVAILABLE IN BLACKOUT** (ELIMINATES LIGHT COMPLETELY) AND LIGHT-FILTERING (ALLOWS SOME LIGHT IN) FABRIC

# CLAD COLORS

Marvin's low-maintenance, clad-wood products feature an extruded aluminum exterior finish in commercial-grade paint for superior resistance to fading and chalking. Marvin's palette of nineteen durable colors includes a spectrum of rich colors and two fresh, pearlescent finishes.



Custom Colors: no matter what your inspiration for a custom window color, Marvin® will match it. You get any color your heart desires, with your own personal custom color name and 20-year warranty.

**ANY COLOR  
YOU WANT**


# WOOD SPECIES

The Marvin Next Generation Double Hung window is available in six wood species. Wood is a product of nature and will vary in color, texture and grain. The wood options shown below are to demonstrate the approximate look of each species only. The photos are not intended to reflect a product's interior or exterior profile.



# INTERIOR FINISH OPTIONS


Marvin® is proud to offer six attractive stain options. Before a window is assembled, every piece of wood is put through our proprietary multi-step, integrated conditioning and staining process. As part of this process, the wood is conditioned, sanded and baked to ensure a more ideal, lasting and beautiful finish.



Note: Stain colors are shown on Pine. To see all six beautiful finishes visit [MarvinWindows.com](http://MarvinWindows.com).

# SHADE FABRIC

The fabric used in Marvin Shades is extremely durable and will hold its pleat through normal use. All are available with light-filtering fabric with five options also available in blackout fabric. We offer a 10-year warranty on all fabrics.



\*Denotes colors are also available in blackout fabric



Marvin® Windows and Doors, Warroad, MN 56763. ©2015 Marvin Windows and Doors. All rights reserved. ®Registered trademark of Marvin Windows and Doors. Part #19980680. December 2015.

Information regarding status of patent applications, and product features and specifications is subject to change without prior notice.

HANDCRAFTED  
**IN AMERICA.** 